


EVERON

MULTI-PURPOSE EMERGENCY LIGHT



3 light settings!

EASY PUSH BUTTON OPERATION

- Press once for Amber Light
- Press again for Moderate White Light
- Press again for High Intensity Room Light
- Press again to turn Off

Warranty


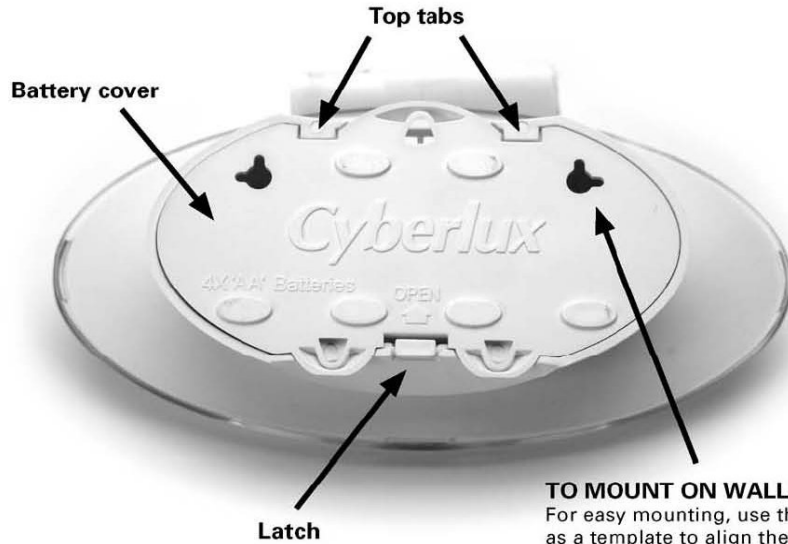
This light is unconditionally warranted for one year against all defects in materials and workmanship. This excludes abuse and accidents.

For replacement, ship your light to:

Cyberlux Dist., 4625 Creekstone Drive, Suite 130, Durham, NC 27703

TO INSTALL BATTERIES:

- 1** Open battery cover by pushing latch up and lifting slightly. Pull entire battery cover down to expose battery compartment
- 2** Insert 4 AA batteries in spring mount slots as shown
- 3** Close battery cover by inserting the two top tabs into base and slightly lift latch, then press cover inward until latch locks into place



With Latch on bottom
 use this battery
 configuration →
 4 AA

